

Special skirting tape for DÖLLKEN soft skirting WL 50 life

Pomur 46



Securely bonding DÖLLKEN soft skirting WL 50 life

Applications:

Special system for the bonding of DÖLLKEN soft skirting on substrates with 1 mm structure depth. Pomur ensures the quick and solvent-free installation for interior areas.

► Suitable for:

- DÖLLKEN soft skirting WL 50 life

► Suitable for use on:

- Plaster
- Brickwork
- Metal (untreated)
- Painted surfaces
- Plastics
- Wood
- Concrete
- Ceramics
- Gypsum (primed)
- Wallpaper*
- Levelling compound (primed)

* see Notes for Preparation



www.bauer-engel.de/uz113

ÖKOLINE

for DÖLLKEN soft skirting WL 50 life

ON substrates up to 1 mm uniform structure

Ingredients: Acrylic copolymers, wetting and defoaming agents, laid scrims, paper.

Product benefits / Features:

- DÖLLKEN-UZIN System Guarantee
- 3 – 5 times faster
- No prior fitting and priming
- Does not become brittle, providing a strong & permanent bond
- Solvent-free
- “Blue Angel” as per RAL-UZ 113
- EMICODE EC1 PLUS / very low emission

Technical specifications:

Packaging:	carton
Width of rolls:	46 mm
Length of rolls:	50 m
Shelf life:	min. 2 years
Colour:	transparent with green laid scrims
Substrate temperature:	min. 15 °C
Open time:	none
Working time:	none
Set to traffic:	immediately after bonding
Sealing / jointing seams:	immediately after bonding


Provides the highest possible level of emission safety and contributes towards creating a healthy room climate. Marked with the “Blue Angel” for low-emission floor covering adhesives and other installation materials according to RAL-UZ 113.

Note for preparation:

- ▶ The substrate must be permanently dry, hard, load-bearing, flat, free from grease, dust and silicon, in accordance with the respective national standards (EN, DIN, VOB, OE, SIA).
- ▶ Wallpaper must be cut/removed for the height covered by the skirting.
- ▶ Bind dust with a solvent-free primer (e.g. UZIN PE 260).
- ▶ Ensure the floor covering and Pomur 46 are free from contortions before installing. Allow the floor covering (and Pomur 46) to acclimatise sufficiently according to the manufacturers recommendations.

The following is needed:

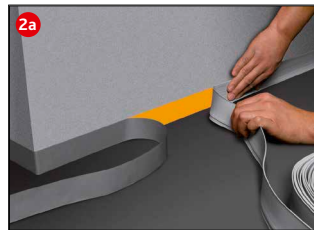
- ▶ Pomur 46, carpet knife, rubber mallet, stair iron, pressure roller



Verarbeitung:



- ▶ Place Pomur 46 on adhesive-repellent round paper sheets
- ▶ Apply Pomur 46 flush to the floor against the wall
- ▶ Rub down Pomur 46 well with the stair iron → Optimal bond between adhesive and substrate




- ▶ Pull off protective paper section by section in the work area up to approx. 40 cm before the corner
- ▶ Install WL 50 life up to approx. 40 cm before the corner without twisting



- ▶ Tap in WL 50 life all over with the rubber mallet or roll down all over with the pressure roller

Important: Install WL 50 life without twisting or stressing!



- ▶ Pre-bent outside corners and tap down to prevent any tension from arising
- ▶ Overstretch lower lip (edge overlap) several times in the bending area in longitudinal direction using your fingers
- ▶ Pull off protective paper in the corner area



- ▶ After pre-bending and overstretching the lip mount WL 50 life around the outside corner, without cutting or twisting. Tap in all over with the rubber mallet or roll down all over with the pressure roller.
- ▶ After installing the WL 50 life slightly heat the bending area of the outside corner with a welding rod to prevent any tensions as well as stress whitening
- ▶ Preferably connect skirting in the inside corners (use axe-shaped welding tool if not possible)

Important notes:

Store in a dry, cool area without exposure to direct sunlight.

The skirting used must be free from chlorine and plasticizers
Use only DÖLLKEN WL 50 life.

Protection of the workplace and the environment:

The product does not require any special labour protection measures. For reasons of working hygiene, we recommend avoiding eating, drinking and smoking during processing of this product. Store out of the reach of children.

For more information refer to www.uzin.com
or contact +49 (0)731 4097-0

Disposal:

Empty shells and the cardboard packaging can be recycled. Material remnants can be disposed of as household waste.

Warranty:

UZIN and Döllken guarantee all properties stated in the installation instructions for a period of 5 years.

- Follow the generally acknowledged rules of the trade and of technology for the installation of floor covering of the respective applicable standards (EN, DIN, VOB, OE, SIA)

In all cases, some adhesion tests must be carried out on-site before carrying out the installation.

The warranty becomes void if:

- the product is exposed to unusual impact especially of chemical or mechanical nature.
- used or processed differently than stated in the installation instructions.
- Moisture affects Pomur 46.
- installation was performed below 15 °C (on the wall).
- Pomur 46 is used in areas with increased humidity or thermal exposures (e.g. conservatories).